

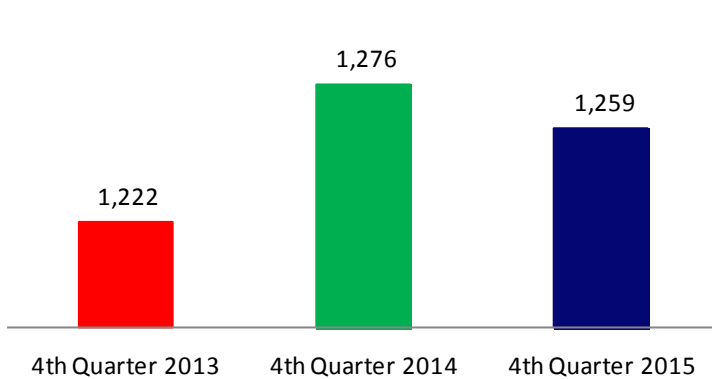
Single-Family Homes— Lucas & Upper Wood County

Fourth quarter sales of single-family homes in Lucas and Upper Wood County reported by the Toledo Regional Association of REALTORS® totaled 1,259. This was a decrease of one percent compared to the fourth quarter of 2014. Sales volume generated by fourth quarter activity totaled \$164 million, a thirteen percent increase from the fourth quarter of 2014. The average sales price was \$106,900, an increase of fourteen percent compared to the fourth quarter of 2014. 1,647 listings were added to the system during the fourth quarter, which was down four percent from the fourth quarter of 2014.

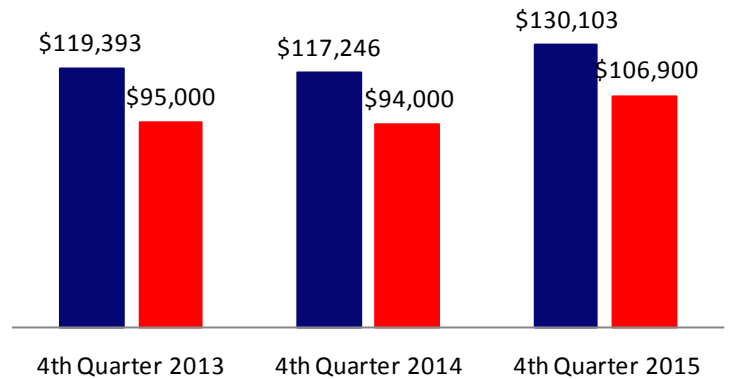
SFH - Lucas and Upper Wood County

	4th Quarter 2014	4th Quarter 2015	% Change
Closed Sales	1,276	1,259	-1%
Median Sales Price	\$94,000	\$106,900	14%
Average Sales Price	\$117,246	\$130,103	11%
Average Price Per Square Foot	\$63	\$68	8%
% of Original List Price Received	94%	95%	1%
Average Days on Market	104	107	3%
New Listings	1,722	1,647	-4%
Volume (in 1000's)	\$145,500	\$164,058	13%

Home Sales



Sales Prices



Lucas & Upper Wood County

Status	\$0 - \$49,999	\$50,000 - \$99,999	\$100,000 - \$199,999	\$200,000 - \$299,999	\$300,000 - \$399,999	\$400,000 - \$499,999	\$500,000+
4th Quarter 2014	362	282	313	97	31	9	11
4th Quarter 2015	327	269	334	139	28	8	12
% change	-10%	-5%	7%	43%	-10%	-11%	9%

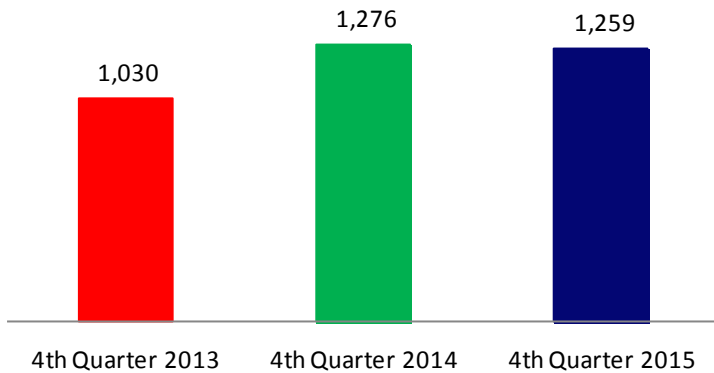
Single-Family Homes— Lucas County

Fourth quarter sales of single-family homes in Lucas County reported by the Toledo Regional Association of REALTORS® totaled 1,105. This was a decrease of one percent compared to the fourth quarter of 2014. Sales volume generated by fourth quarter activity totaled \$127 million, a nine percent increase from the fourth quarter of 2014. The average sales price was \$117,696, an increase of eight percent compared to the fourth quarter of 2014. 1,452 listings were added to the system during the fourth quarter, which was down four percent from the fourth quarter of 2014.

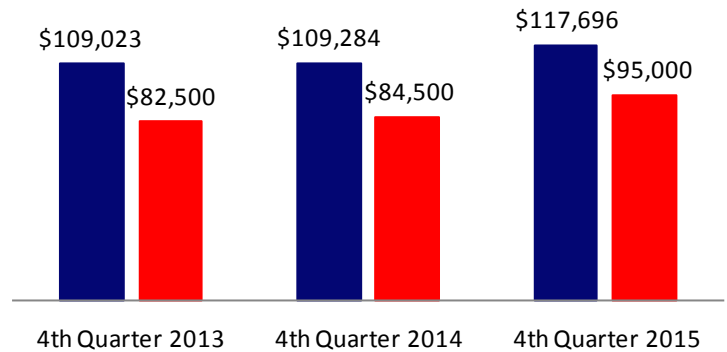
SFH - Lucas County

	4th Quarter 2014	4th Quarter 2015	% Change
Closed Sales	1,118	1,105	-1%
Median Sales Price	\$84,500	\$95,000	12%
Average Sales Price	\$109,284	\$117,696	8%
Average Price Per Square Foot	\$59	\$64	8%
% of Original List Price Received	94%	95%	1%
Average Days on Market	104	107	3%
New Listings	1,511	1,452	-4%
Volume (in 1000's)	\$116,496	\$127,346	9%

Home Sales



Sales Prices



Lucas County

Sold Single Family Homes	\$0 - \$49,999	\$50,000 - \$99,999	\$100,000 - \$199,999	\$200,000 - \$299,999	\$300,000 - \$399,999	\$400,000 - \$499,999	\$500,000+
4th Quarter 2014	398	292	401	156	52	18	13
4th Quarter 2015	344	331	438	192	62	12	19
% change	-14%	13%	9%	23%	19%	-33%	46%

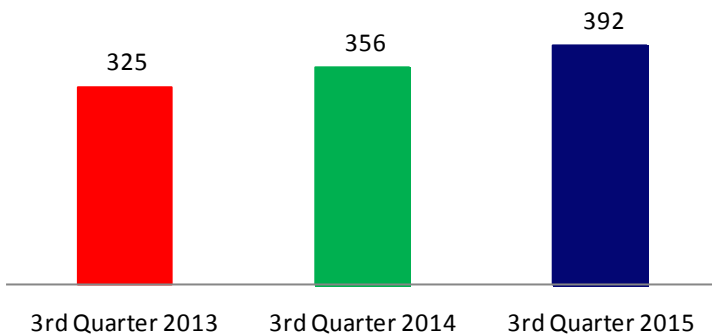
Single-Family Homes— Wood County

Fourth quarter sales of single-family homes in Wood County reported by the Toledo Regional Association of REALTORS® totaled 255. This was a decrease of three percent compared to the fourth quarter of 2014. Sales volume generated by fourth quarter activity totaled \$48 million, a 21 percent increase from the fourth quarter of 2014. The average sales price was \$187,847 an increase of 24% compared to the fourth quarter of 2014. 326 listings were added to the system during the fourth quarter, which was down nine percent from the fourth quarter of 2014.

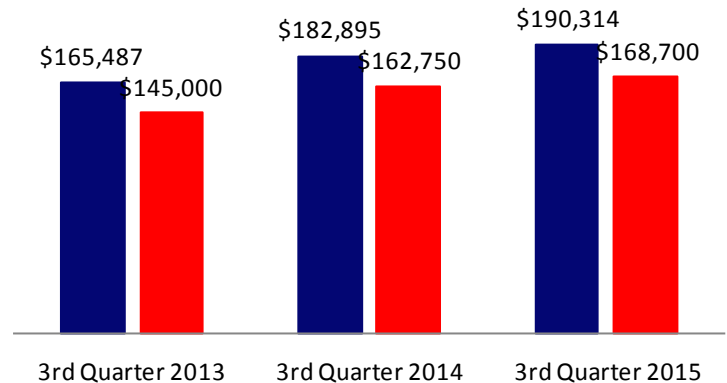
SFH - Wood County

	4th Quarter 2014	4th Quarter 2015	% Change
Closed Sales	262	255	-3%
Median Sales Price	\$135,000	\$165,700	23%
Average Sales Price	\$151,812	\$187,847	24%
Average Price Per Square Foot	\$81	\$90	11%
% of Original List Price Received	96%	96%	0%
Average Days on Market	104	113	9%
New Listings	357	326	-9%
Volume (in 1000's)	\$39,168	\$47,525	21%

Home Sales



Sales Prices



Wood County

Status	\$0 - \$49,999	\$50,000 - \$99,999	\$100,000 - \$199,999	\$200,000 - \$299,999	\$300,000 - \$399,999	\$400,000 - \$499,999	\$500,000+
4th Quarter 2014	22	57	131	37	8	6	1
4th Quarter 2015	17	30	129	48	21	7	7
% change	-23%	-47%	-2%	30%	163%	17%	600%

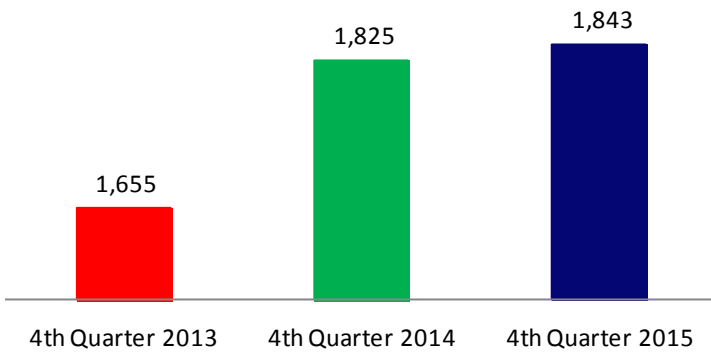
Entire NORIS MLS

Fourth quarter sales of single-family homes in Northwest Ohio reported by the Toledo Regional Association of REALTORS® totaled 1,843. This was an increase of one percent compared to the fourth quarter of 2014. Sales volume generated by fourth quarter activity totaled \$226 million, a thirteen percent increase from the fourth quarter of 2014. The average sales price was \$124,381 an increase of ten percent compared to the fourth quarter of 2014. 2,355 listings were added to the system during the fourth quarter, which was down three percent from the fourth quarter of 2014.

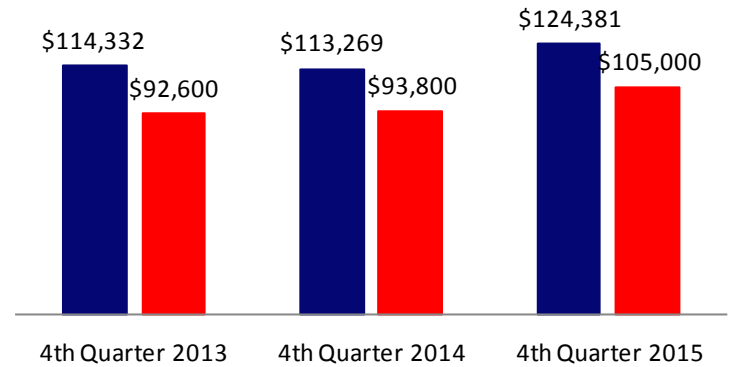
Entire NORIS MLS

	4th Quarter 2014	4th Quarter 2015	% Change
Closed Sales	1,825	1,843	1%
Median Sales Price	\$93,800	\$105,000	12%
Average Sales Price	\$113,269	\$124,381	10%
Average Price Per Square Foot	\$62	\$68	10%
% of Original List Price Received	94%	95%	1%
Average Days on Market	109	110	1%
New Listings	2,433	2,355	-3%
Volume (in 1000's)	\$201,051	\$226,497	13%

Home Sales



Sales Prices



Entire NORIS MLS

Status	\$0 - \$49,999	\$50,000 - \$99,999	\$100,000 - \$199,999	\$200,000 - \$299,999	\$300,000 - \$399,999	\$400,000 - \$499,999	\$500,000+
4th Quarter 2014	491	494	611	165	41	16	12
4th Quarter 2015	443	471	662	222	54	18	19
% change	-10%	-5%	8%	35%	32%	13%	58%

Area & Zip Codes	4th Qtr. Av. Sales Price	% Change 2014	4th Qtr. Sold	% Change 2014	4th Qtr. New Listings	% Change 2014	4th Qtr. DOM	% Change 2014
Sylvania (2&3) [43560, 43617]	\$ 201,398	0%	111	-5%	142	-8%	106	6%
Airport/Swanton (4) [43558]	\$ 124,351	-5%	36	24%	39	5%	110	26%
Spring Meadows (5) [43528]	\$ 166,586	-2%	56	24%	84	45%	131	22%
Monclova (6) [43542]	\$ 263,321	-8%	13	0%	19	36%	116	7%
Maumee (7) [43537]	\$ 198,027	22%	94	-1%	101	26%	110	2%
Whitehouse (8) [43571]	\$ 249,373	-1%	18	-44%	23	-38%	122	12%
Waterville (10) [43566]	\$ 214,909	19%	22	-4%	24	-29%	73	-25%
Franklin Park/Trilby (11) [43613]	\$ 127,617	21%	58	-5%	62	-15%	92	-4%
Tremainsville (12) [43613]	\$ 71,771	16%	108	-9%	141	4%	110	-3%
Five Points/North Towne (13) [43612]	\$ 38,318	-7%	83	15%	125	13%	103	-15%
Point Place (14) [43611]	\$ 76,278	27%	45	-30%	56	-19%	111	-4%
Wildwood/Reynolds Corner (15) [43615]	\$ 86,615	16%	87	14%	93	-14%	111	7%
Ottawa Hills (16) [43615 & 43606]	\$ 351,731	-6%	13	-13%	43	79%	102	-7%
Ottawa Park/Westgate (17) [43606]	\$ 101,923	11%	49	4%	63	-20%	112	-5%
Old West End (18) [43610, 43620]	\$ 36,639	122%	9	-63%	13	-55%	102	191%
Old North End (19) [43608]	\$ 16,308	31%	25	-19%	45	0%	100	16%
Town Centre (20) [43624, 43602, 43604]	\$ 24,750	#DIV/0!	4	#DIV/0!	11	450%	115	--
Scott Park (21) [43607]	\$ 34,861	38%	32	-24%	60	3%	126	70%
Old South End (22) [43609]	\$ 19,544	-6%	39	8%	65	2%	98	11%
Heatherdowns (23) [43614]	\$ 111,873	11%	94	13%	106	-24%	105	-6%
East River (24) [43605]	\$ 16,304	2%	38	19%	74	23%	78	-23%
Oregon (25) [43616]	\$ 124,668	3%	57	10%	60	-27%	104	2%
East Suburbs (26) [43634, 43618, 43412]	\$ 87,150	-48%	4	0%	6	-33%	200	335%
Perrysburg (53) [43551, 43552]	\$ 87,150	-59%	106	19%	136	1%	200	82%
Rossford (54) [43460]	\$ 125,243	14%	47	-28%	57	-25%	101	0%
Bowling Green (55) [43402]	\$ 154,469	2%	37	-18%	59	9%	106	51%

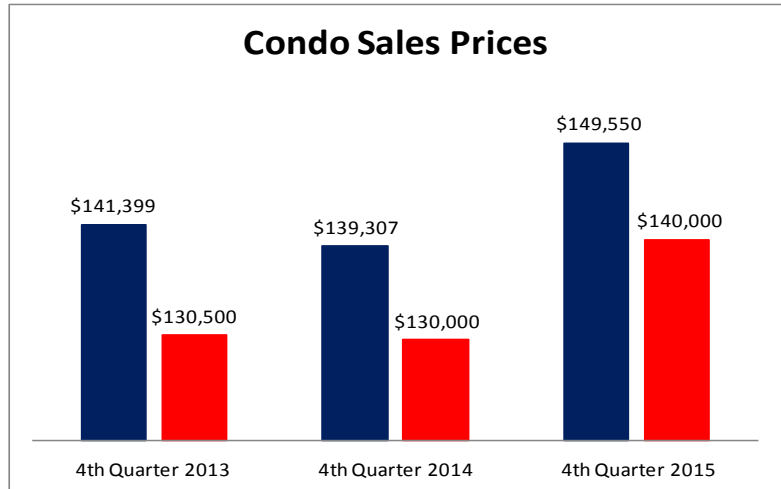
Condos— Lucas & Upper Wood County

Fourth quarter sales of condos in Lucas and Upper Wood County reported by the Toledo Regional Association of REALTORS® totaled 121. This was a decrease of two percent compared to the fourth quarter of 2014. Sales volume generated by fourth quarter activity totaled \$18 million, a four percent increase from the fourth quarter of 2014. The average sales price was \$149,550 an increase of seven percent compared to the fourth quarter of 2014. 140 listings were added to the system during the fourth quarter, which was down five percent from the fourth quarter of 2014.

Condos - Lucas and Upper Wood County

	4th Quarter 2014	4th Quarter 2015	% Change
Closed Sales	124	121	-2%
Median Sales Price	\$130,000	\$140,000	8%
Average Sales Price	\$139,307	\$149,550	7%
Average Price Per Square Foot	\$80	\$87	9%
% of Original List Price Received	95%	96%	1%
Average Days on Market	94	112	19%
New Listings	147	140	-5%
Volume (in 1000's)	\$17,135	\$17,797	4%

Condo Sales Prices



Condo Sales

