

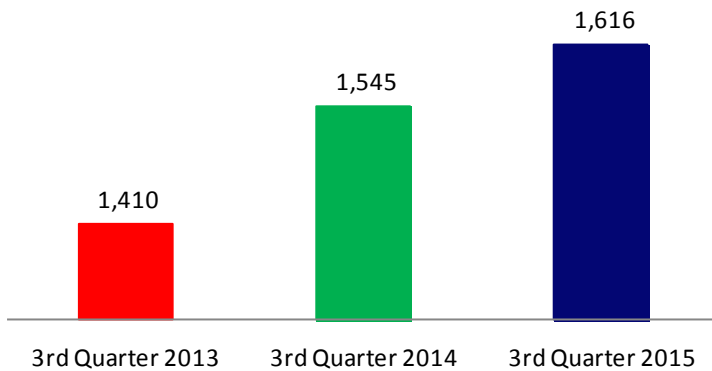
Single-Family Homes— Lucas & Upper Wood County

Third quarter sales of single-family homes in Lucas and Upper Wood County reported by the Toledo Regional Association of REALTORS® totaled 1,616. This was an increase of five percent compared to the third quarter of 2014. Sales volume generated by third quarter activity totaled \$234 million, an eleven percent increase from the third quarter of 2014. The average sales price was \$143,881, an increase of six percent compared to the third quarter of 2014. 2,366 listings were added to the system during the third quarter, which was down two percent from the third quarter of 2014.

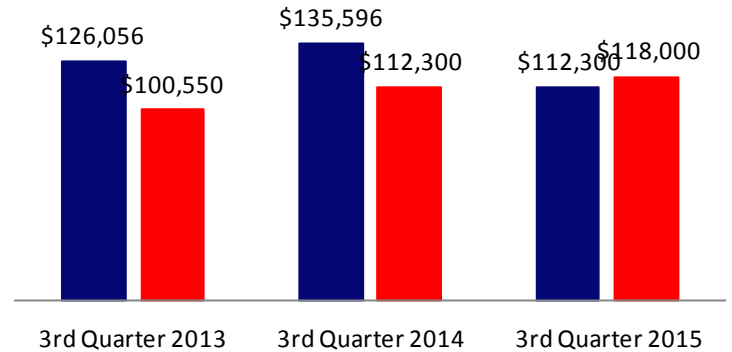
SFH - Lucas and Upper Wood County

	3rd Quarter 2014	3rd Quarter 2015	% Change
Closed Sales	1,545	1,616	5%
Median Sales Price	\$112,300	\$118,000	5%
Average Sales Price	\$135,596	\$143,881	6%
Average Price Per Square Foot	\$69	\$73	6%
% of Original List Price Received	95%	95%	0%
Average Days on Market	102	101	-1%
New Listings	2,418	2,366	-2%
Volume (in 1000's)	\$209,496	\$232,512	11%

Home Sales



Sales Prices



Lucas & Upper Wood County

Status	\$0 - \$49,999	\$50,000 - \$99,999	\$100,000 - \$199,999	\$200,000 - \$299,999	\$300,000 - \$399,999	\$400,000 - \$499,999	\$500,000 +
3rd Quarter 2014	410	321	532	229	67	29	17
3rd Quarter 2015	351	362	553	265	84	21	27
% change	-14%	13%	4%	16%	25%	-28%	59%

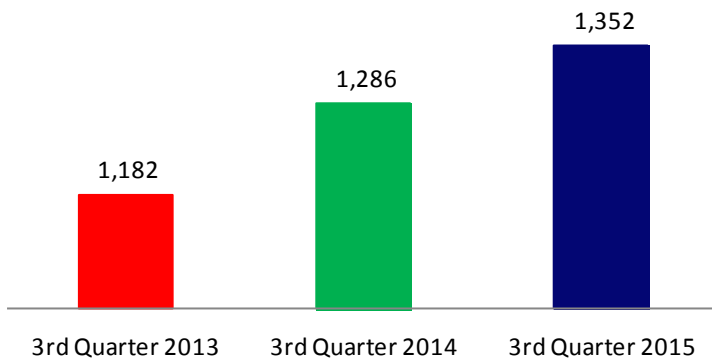
Single-Family Homes— Lucas County

Third quarter sales of single-family homes in Lucas County reported by the Toledo Regional Association of REALTORS® totaled 1,352. This was an increase of five percent compared to the third quarter of 2014. Sales volume generated by third quarter activity totaled \$178 million, a twelve percent increase from the third quarter of 2014. The average sales price was \$131,937, an increase of seven percent compared to the third quarter of 2014. 2,083 listings were added to the system during the third quarter, which was down one percent from the third quarter of 2014.

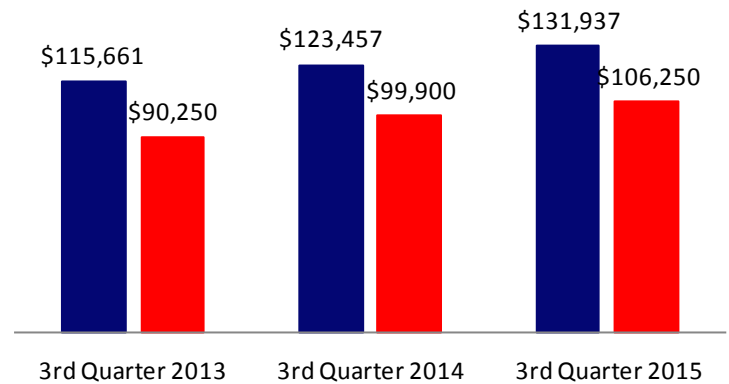
SFH - Lucas County

	3rd Quarter 2014	3rd Quarter 2015	% Change
Closed Sales	1,286	1,352	5%
Median Sales Price	\$99,900	\$106,250	6%
Average Sales Price	\$123,457	\$131,937	7%
Average Price Per Square Foot	\$65	\$68	5%
% of Original List Price Received	95%	95%	0%
Average Days on Market	101	101	0%
New Listings	2,100	2,083	-1%
Volume (in 1000's)	\$158,766	\$178,379	12%

Home Sales



Sales Prices



Lucas County

Sold Single Family Homes	\$0 - \$49,999	\$50,000 - \$99,999	\$100,000 - \$199,999	\$200,000 - \$299,999	\$300,000 - \$399,999	\$400,000 - \$499,999	\$500,000 +
3rd Quarter 2014	398	292	401	156	52	18	13
3rd Quarter 2015	344	331	438	192	62	12	19
% change	-14%	13%	9%	23%	19%	-33%	46%

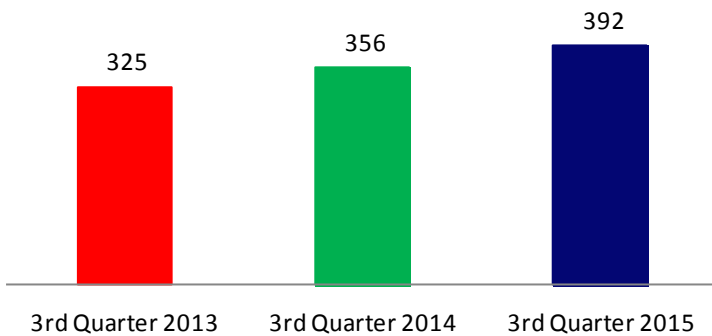
Single-Family Homes— Wood County

Third quarter sales of single-family homes in Wood County reported by the Toledo Regional Association of REALTORS® totaled 392. This was an increase of ten percent compared to the third quarter of 2014. Sales volume generated by third quarter activity totaled \$75 million, a fifteen percent increase from the third quarter of 2014. The average sales price was \$190,314 an increase of 4% compared to the third quarter of 2014. 471 listings were added to the system during the third quarter, which was down nine percent from the third quarter of 2014.

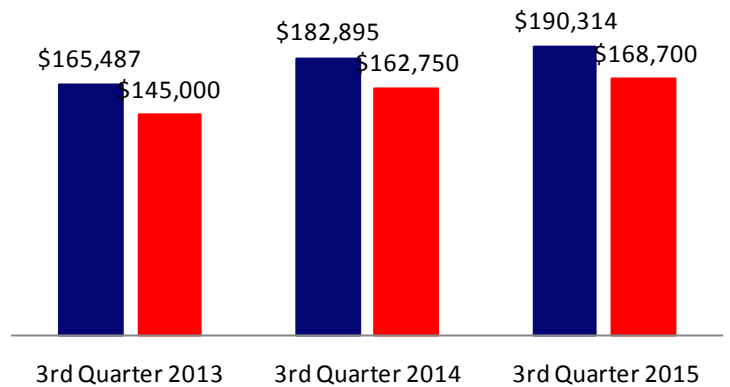
SFH - Wood County

	3rd Quarter 2014	3rd Quarter 2015	% Change
Closed Sales	356	392	10%
Median Sales Price	\$162,750	\$168,700	4%
Average Sales Price	\$182,895	\$190,314	4%
Average Price Per Square Foot	\$88	\$92	5%
% of Original List Price Received	96%	97%	1%
Average Days on Market	107	98	-8%
New Listings	515	471	-9%
Volume (in 1000's)	\$65,111	\$74,603	15%

Home Sales



Sales Prices



Wood County

Sold Single Family Homes	\$0 - \$49,999	\$50,000 - \$99,999	\$100,000 - \$199,999	\$200,000 - \$299,999	\$300,000 - \$399,999	\$400,000 - \$499,999	\$500,000 +
3rd Quarter 2014	19	52	172	78	23	12	4
3rd Quarter 2015	19	50	185	92	26	13	10
% change	0%	-4%	8%	18%	13%	8%	150%

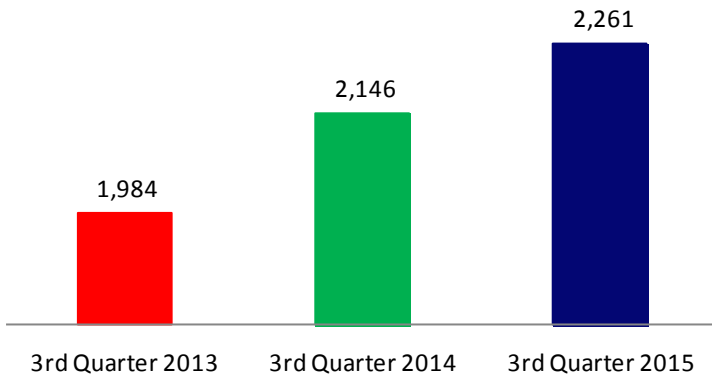
Entire NORIS MLS

Third quarter sales of single-family homes in Northwest Ohio reported by the Toledo Regional Association of REALTORS® totaled 2,261. This was an increase of five percent compared to the third quarter of 2014. Sales volume generated by third quarter activity totaled \$311 million, an eleven percent increase from the third quarter of 2014. The average sales price was \$137,732 an increase of six percent compared to the third quarter of 2014. 3,347 listings were added to the system during the third quarter, which was down three percent from the third quarter of 2014.

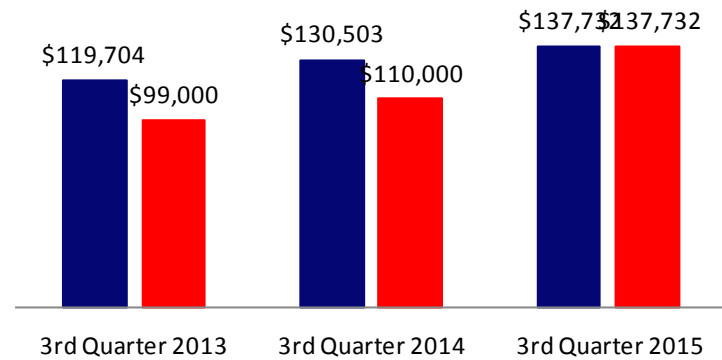
Entire NORIS MLS

	3rd Quarter 2014	3rd Quarter 2015	% Change
Closed Sales	2,146	2,261	5%
Median Sales Price	\$110,000	\$116,000	5%
Average Sales Price	\$130,503	\$137,732	6%
Average Price Per Square Foot	\$68	\$72	6%
% of Original List Price Received	95%	95%	0%
Average Days on Market	106	106	0%
New Listings	3,463	3,347	-3%
Volume (in 1000's)	\$280,059	\$311,410	11%

Home Sales



Sales Prices



Entire NORIS MLS

Sold Single Family Homes	\$0 - \$49,999	\$50,000 - \$99,999	\$100,000 - \$199,999	\$200,000 - \$299,999	\$300,000 - \$399,999	\$400,000 - \$499,999	\$500,000 +
3rd Quarter 2014	498	537	778	276	78	31	17
3rd Quarter 2015	448	561	849	331	91	25	29
% change	-10%	4%	9%	20%	17%	-19%	71%

Area & Zip Codes	3rd Qtr. Av. Sales Price	% Change 2014	3rd Qtr. Sold	% Change 2014	3rd Qtr. New Listings	% Change 2014	3rd Qtr. DOM	% Change 2014
Sylvania (2&3) [43560, 43617]	\$ 198,956	-4%	199	15%	245	5%	97	10%
Airport/Swanton (4) [43558]	\$ 146,032	-15%	48	37%	42	2%	102	-25%
Spring Meadows (5) [43528]	\$ 219,271	26%	70	3%	113	16%	85	-25%
Monclova (6) [43542]	\$ 341,589	4%	23	0%	20	-33%	98	-13%
Maumee (7) [43537]	\$ 213,160	15%	99	-18%	153	-8%	94	-19%
Whitehouse (8) [43571]	\$ 224,886	20%	30	7%	40	5%	76	-10%
Waterville (10) [43566]	\$ 195,180	-2%	39	63%	43	-2%	101	3%
Franklin Park/Trilby (11) [43613]	\$ 139,850	20%	77	22%	122	7%	101	9%
Tremainsville (12) [43613]	\$ 74,245	8%	115	-19%	215	-7%	103	-4%
Five Points/North Towne (13) [43612]	\$ 49,467	21%	102	17%	161	20%	109	14%
Point Place (14) [43611]	\$ 73,111	-10%	57	-11%	91	-13%	101	-12%
Wildwood/Reynolds Corner (15) [43615]	\$ 94,081	-10%	102	21%	138	-5%	109	18%
Ottawa Hills (16) [43615 & 43606]	\$ 322,971	7%	21	-5%	44	26%	192	100%
Ottawa Park/Westgate (17) [43606]	\$ 97,779	-7%	63	31%	83	-10%	94	-10%
Old West End (18) [43610, 43620]	\$ 74,103	246%	11	0%	29	53%	88	-37%
Old North End (19) [43608]	\$ 11,537	1%	18	-38%	51	-22%	102	42%
Town Centre (20) [43624, 43602, 43604]	\$ 11,750	161%	2	100%	2	-33%	95	64%
Scott Park (21) [43607]	\$ 34,081	22%	29	-31%	65	-6%	96	23%
Old South End (22) [43609]	\$ 26,402	23%	31	-24%	81	1%	143	66%
Heatherdowns (23) [43614]	\$ 100,826	0%	107	20%	149	7%	105	-6%
East River (24) [43605]	\$ 17,079	-6%	56	24%	78	-21%	97	-5%
Oregon (25) [43616]	\$ 138,683	-2%	65	10%	93	-5%	97	2%
East Suburbs (26) [43634, 43618, 43412]	\$ 101,800	-19%	8	60%	15	50%	108	-24%
Perrysburg (53) [43551, 43552]	\$ 247,737	2%	157	-1%	189	-6%	97	-2%
Rossford (54) [43460]	\$ 140,702	24%	76	-3%	94	-20%	104	-13%
Bowling Green (55)	\$ 171,865	-1%	75	42%	59	-29%	88	-5%

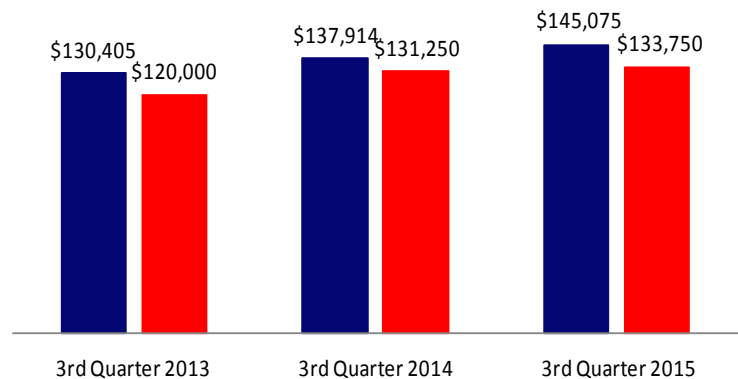
Condos— Lucas & Upper Wood County

Third quarter sales of condos in Lucas and Upper Wood County reported by the Toledo Regional Association of REALTORS® totaled 162. This was an increase of four percent compared to the third quarter of 2014. Sales volume generated by third quarter activity totaled \$24 million, a nine percent increase from the third quarter of 2014. The average sales price was \$145,075 an increase of five percent compared to the third quarter of 2014. 205 listings were added to the system during the third quarter, which was up one percent from the third quarter of 2014.

Condos - Lucas and Upper Wood County

	3rd Quarter 2014	3rd Quarter 2015	% Change
Closed Sales	156	162	4%
Median Sales Price	\$131,250	\$133,750	2%
Average Sales Price	\$137,914	\$145,075	5%
Average Price Per Square Foot	\$80	\$93	16%
% of Original List Price Received	94%	95%	1%
Average Days on Market	110	110	0%
New Listings	203	205	1%
Volume (in 1000's)	\$21,515	\$23,502	9%

Sales Prices



Condo Sales

